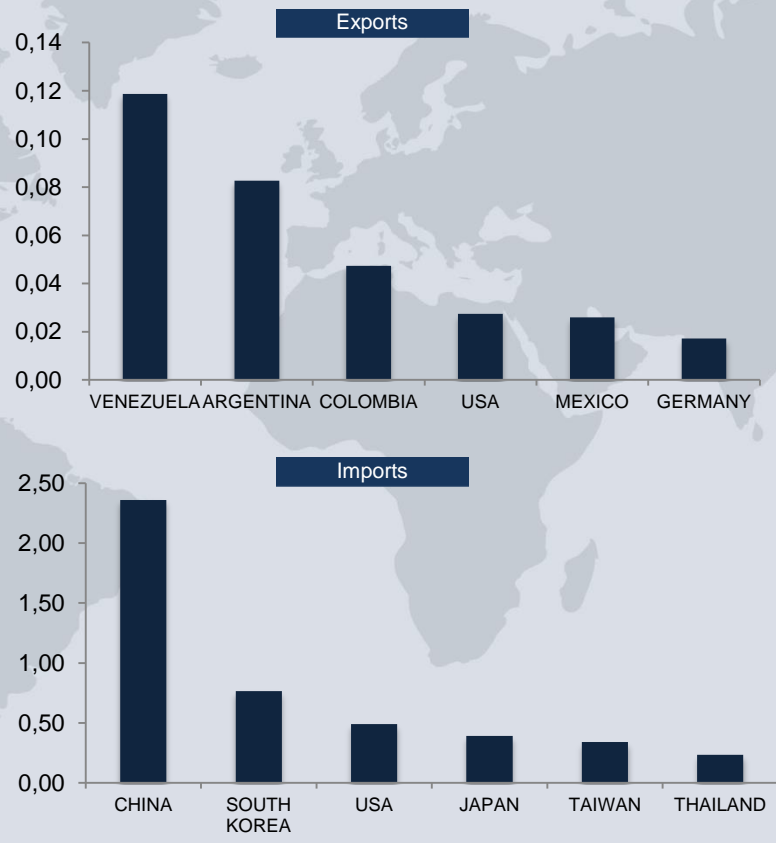




**MAIN DESTINATIONS AND ORIGINS OF EXPORTS AND IMPORTS OF AM (US\$ Billions)**



**COUNTRIES THAT INVEST MOST IN THE STATE 2014**

Countries	Volume (US\$ Millions)	Participation	Number of companies
Japan	932	28%	37
USA	783	23%	34
Netherland	406	12%	10
South Korea	732	11%	6
Uruguay	182	5%	5

Data source: SUFRAMA

**TOTAL INVESTMENT IN THE STATE 2014**

Volume (US\$)
3,365,766,535

Fonte: SUFRAMA



Amazonas

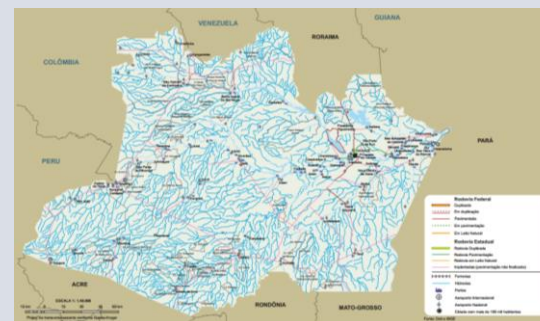
**General Information**

- **Official Name :** State of Amazonas
- **Capital:** Manaus
- **State's Population (2014):** 3.8 Millions
- **Capital's Population (2014):** 2.0 Millions
- **Demographic Density:** 2.2 (Pop/km<sup>2</sup>)
- **Total Area:** 1,559,149 Km<sup>2</sup>
- **EAP:** 1.5 Millions


Data source: IBGE

**Air distance to important markets:**

- Brasilia – 02h 30
- Miami – 05h
- Lisbon – 08h
- Sao Paulo – 03h 30
- Caracas – 02h 30
- Bogota – 02h 30



### AMAZONAS' GDP (US\$ Billion)



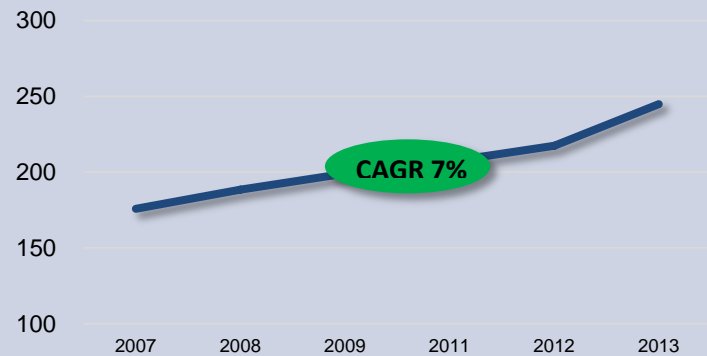
Data source: IBGE (US\$1 = R\$3)

### AMAZONAS' GDP ANALYSES 2013 (US\$)

Growth (%)	Amazonas / North	Per Capita
7% per year	26%	5,855

Data source: IBGE (US\$1 = R\$3)

### EVOLUTION OF HOUSEHOLD PER CAPITA INCOME (US\$)



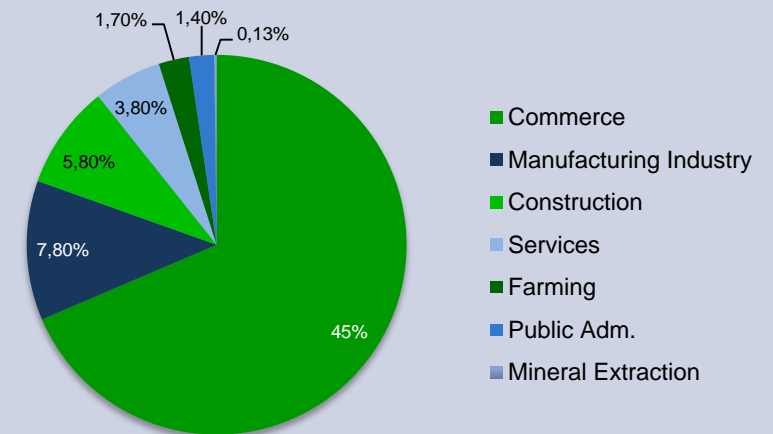
Data source: IBGE | PNAD

### EMPLOYEES PER SECTOR 2013

AREA	EMPLOYEES (thousand)	%
Adm. Public	192	30.0
Industrial of Transformation	133	21.0
Commerce	96	15.0
Civil Construction	38	5.9
Services	8	1.2
Farming	4	0.5
Mineral Extractive	2	0.3

Data source: IBGE

### COMPANIES PER SECTOR (2013)



Data source: INEP

### NUMBER OF EDUCATION ESTABLISHMENTS 2013

College Education	19
Vocational Education	98
High school	403
Elementary school	5,003

Data source: INEP